

APOLLO



MEDICAL STORAGE CARTS

MEETS YOUR HYGIENE AND STORAGE DEMANDS

TAMBOUR DOOR

GLASS DOOR

SOLID DOOR

OPEN CART



ABOUT US

Distinctive Medical Ltd in association with Pegasus Medical,
the partner of leading healthcare organizations and hospitals
in 5 continents worldwide.

Our clients recommend our products and solutions since
we greatly **simplify healthcare materials** management
with flexible and scalable solutions.

We provide **significant cost savings**, and stand behind
our methodology with **unmatched expertise and support**.

With over 20 years of experience with medication and hospital
supply management, Pegasus Medical has developed our
Apollo carts to provide an ideal solution for hospitals using
ISO 60-40 trays and baskets.

STORAGE CARTS

Pegasus Medical with Distinctive Medical provides a unique, diversified storage cart product line. A combination of different enclosures, depths, heights and locking systems enables us to provide the optimum solution for any ward in your hospital or day care clinic.

Four solutions are available:

TAMBOUR DOOR

GLASS DOOR

SOLID DOOR

OPEN CART

Baskets are stored horizontally and can be tilted while pulled out



OVERVIEW

Fully ISO (60X40cm) compatible	5" (125mm) medical grade casters, non-marking rubber casters.	Extended caster pattern for increased stability
All surfaces are made of polymers and therefore resistant to moisture	2x swiveling + 2x swiveling with brakes	ABS side panels can be equipped with small wheels for smoother and easier movement of heavily loaded trays
ABS top cover, PP bottom floor, PVC exterior walls	Full 360° wrap-around bumper	Designated perforated rails accommodate the use of telescopic slides for support of heavy items. These can be used in combination with the side panels or separately
The entire inside compartment of the cart is easy to clean	Improved dense tray capacity due to the use of high capacity interior side tilted panels. Standard 183cm (72") cart accommodates up to 18 units of 5cm (2") deep trays / 11 pcs of 10cm (4") deep trays / 7 pcs of 20cm (8") deep trays	
Self-drainage floor for quick and easy cleaning		

E Type



U Type



TAMBOUR DOOR

TAMBOUR DOOR CARTS ARE EXTREMELY USEFUL
IN SMALL ROOMS AND CORRIDORS WHERE
THERE IS NOT ENOUGH SPACE FOR OPENING
STANDARD DOORS



APOLLO E SINGLE CART
APL-4.0E-TD



APOLLO UU DOUBLE CART
APL-4.0UU-TD



SMOOTH OPERATION

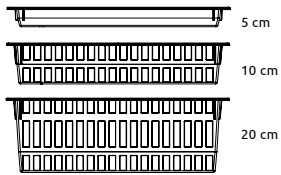
New counter-balanced
system for smooth
operation of roller
shutter




EASY CLEANING

Simple, tool-free
removal of the roller
shutter for cleaning
purposes

MULTIPLE DRAWER CONFIGURATIONS



Modular drawer configurations, dividable baskets or solid trays



Tambour door Apollo carts are offered in different heights from 108cm (42.5") to 209cm (82.5")




APOLLO UUU TRIPLE CART
APL-4.0UUU-TD



SECURITY & ERGONOMICS

A variety of locks e.g. code locks, key locks, network locks, offered on the top or middle part of the doors. Locks can be programmed remotely using the WIFI network enabling limited access to the staff



PROTECTIVE WALL

Protective back wall prevents supplies from blocking the sliding tambour door



ERGONOMICS

Mid-height handle eliminates the need to bend down to open the door

GLASS DOOR

APOLLO CART LINE IS OFFERED WITH GLASS OR SOLID DOORS. GLASS DOORS ARE EASY TO OPERATE AND PROVIDE A CLEAR VIEW OF STORED PRODUCTS



APOLLO U SINGLE CART
APL-4.0U-GD



APOLLO EE DOUBLE CART
APL-2.0EE-GD



ERGONOMICS

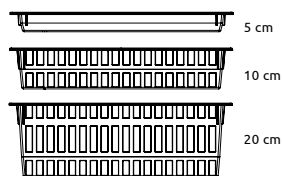
Top to bottom handle for easier opening. Handle doesn't extend behind the footprint of the cart or protrude beyond



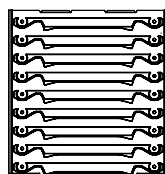
DUST PROOF

Peripheral sealing to prevent dust accumulation, and reduce impact when the door is slammed

MULTIPLE DRAWER CONFIGURATIONS



Modular drawer configurations, dividable baskets or solid trays



Glass door Apollo carts are offered in different heights from 108cm (42.5") to 209cm (82.5")



Special ISO modules

A range of antimicrobial modules and high resistance modules for central sterilization departments is available upon request

ABS - Antimicrobial



PP - High resistance



ABS



PC - Transparent



APOLLO UUU TRIPLE CART
APL-4.0-UUU-GD



INFECTION CONTROL

All surfaces are designed for easy cleaning and draining. Carts can be offered in a machine washable version



QUALITY GLASS

4mm thick tempered clear glass

SOLID DOOR

SOLID DOORS ARE USED IN SPACES POPULATED WITH NON-MEDICAL STAFF, LIMIT PATIENTS' AND VISITORS' EXPOSURE TO THE MEDICAL STORED PRODUCTS



APOLLO E SINGLE CART
APL-4.0E-SD



APOLLO UU DOUBLE CART
APL-2.0UU-SD



TOP WORKING SURFACE

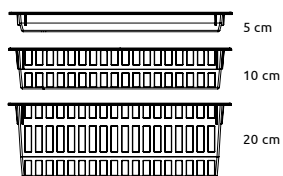
Removable, washable ABS working surface with 3 sided gallery top and anti-spill lip on the front



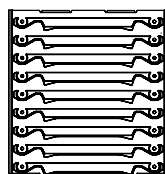
HPL SOLID DOORS

4mm HPL board
High Pressure Laminate

MULTIPLE DRAWER CONFIGURATIONS




Modular drawer configurations, dividable baskets or solid trays



Solid door Apollo carts are offered in different heights from 108cm (42.5") to 209cm (82.5")



APOLLO EE DOUBLE CART
APL-4.0EE-SD



270° OPENING

Unique hinge design enables 270° opening with a holding snap when attached to the cart side in an open position



COLOUR CODED LABELING HANDLE

Ergonomic tray handle improves visibility and increases nurses satisfaction

OPEN CARTS

APOLLO CARTS WITHOUT DOORS ARE TYPICALLY USED IN ISOLATED ROOMS LIKE O.R., STERILE CORE WITH LOW DUST LEVELS OR LOCKED ROOMS WITH LIMITED ACCESS TO STAFF MEMBERS ONLY

The cassettes are according to ISO standard and fit Pegasus's different storage systems




APOLLO U SINGLE CART
APL-4.0U-ND



APOLLO EE DOUBLE CART
APL-4.0EE-ND

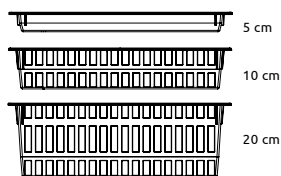


QUALITY WHEELS
5" medical grade
wheels produced by
Tente

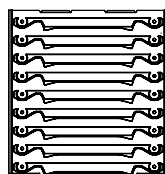


BUMPERS
Both on the cart and
on the room walls

MULTIPLE DRAWER CONFIGURATIONS



Modular drawer configurations, dividable baskets or solid trays



Open door Apollo carts are offered in different heights from 108cm (42.5") to 209cm (82.5")



ALL CARTS CAN BE FITTED IN ADVANCE WITH TELESCOPIC SLIDES OR ABS SIDE TILT PANELS OR A COMBINATION OF BOTH

* For safety reason it is not allowed to load more than 10 kg in baskets placed on telescopic slides at upper levels (above 140cm)

APOLLO UUU TRIPLE CART
APL-4.0UUU-ND



DIN ACCESSORY RAIL
Allows easy installation of accessories



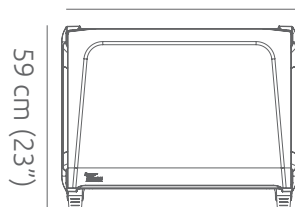
HANDLES
Ergonomic lateral push handles

CARTS SIZES

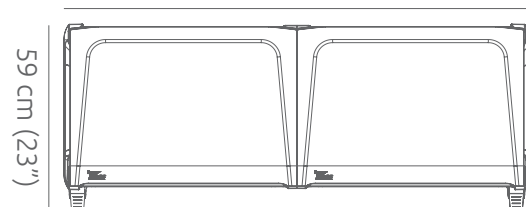
E Type

E type carts are available as single, double or triple, with 4 height options. The depth is fixed at 59cm (23")

Single cart E
75 cm (30")

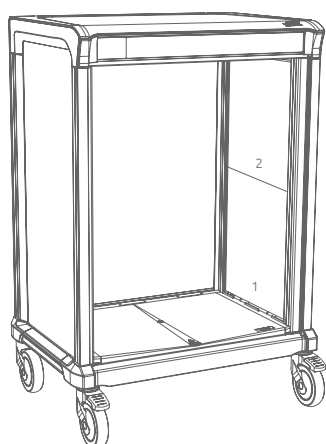


Double cart EE
146 cm (58")




2 Panels cart

Height: 109 cm (43")
APL-2.0E-TD/GD/SD/ND



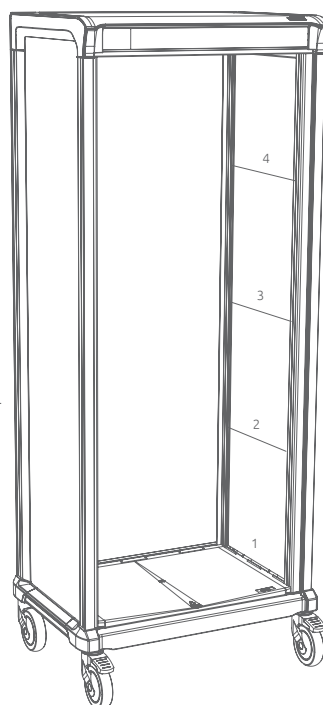
3 Panels cart

Height: 146 cm (57")
APL-3.0E-TD/GD/SD/ND



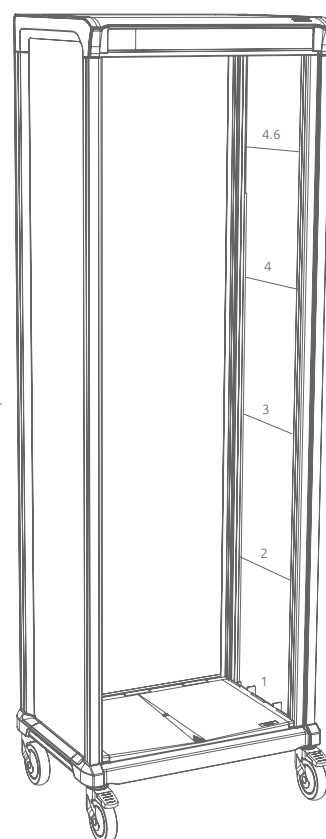
4 Panels cart

Height: 184 cm (72")
APL-4.0E-TD/GD/SD/ND



4.6 Panels cart

Height: 209 cm (82.5")
APL-4.6E-TD/GD/SD/ND



Trays or baskets
maximum capacity
for E and U type carts:

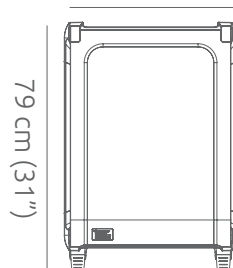
			2 PANELS	3 PANELS	4 PANELS	4.6 PANELS
20cm		TD	3	5	7	8
		GD/SD/ND	3	5	7	8
10cm		TD	5	8	11	13
		GD/SD/ND	6	9	12	14
5cm		TD	8	13	17	20
		GD/SD/ND	9	13	18	21

TD - Tambour Door GD - Glass Door SD - Solid Door ND - No Door open cart

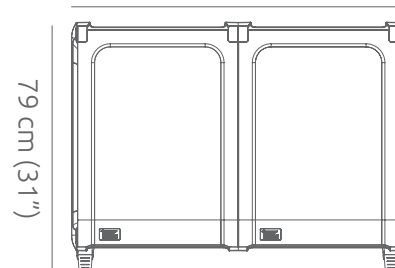
U Type

U type carts are available as single, double or triple, with 4 height options. The depth is fixed at 79cm (31")

Single cart U
55 cm (22")

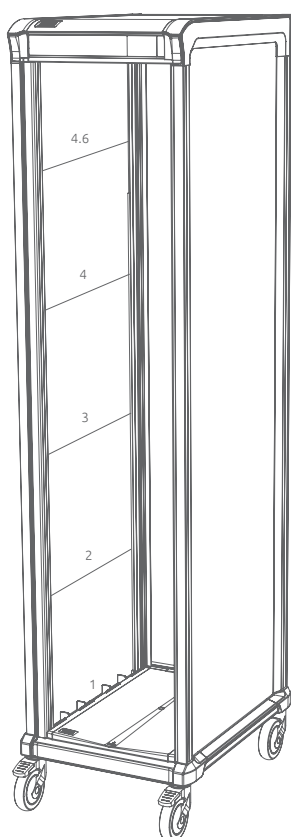


Double cart UU
106 cm (42")



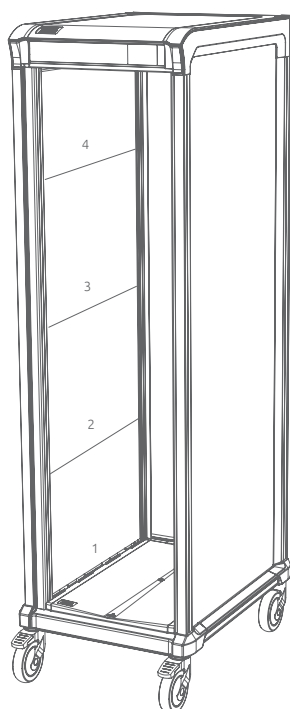
4.6 Panels cart

Height: 209 cm (82.5")
APL-4.6U-TD/GD/SD/ND




4 Panels cart

Height: 184 cm (72")
APL-4.0U-TD/GD/SD/ND



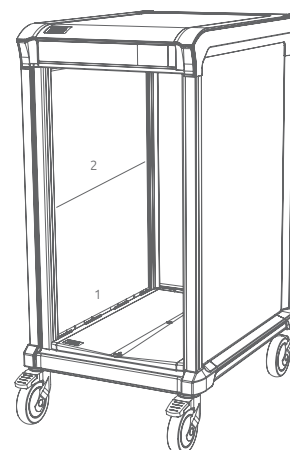
3 Panels cart

Height: 146 cm (57")
APL-3.0U-TD/GD/SD/ND



2 Panels cart

Height: 109 cm (43")
APL-2.0U-TD/GD/SD/ND





CONTACT US FOR MORE DETAILS

01928 571801 | info@distinctivemedical.com | www.distinctivemedical.com

DISTINCTIVE MEDICAL
3 Seymour Court, Tudor Road, Manor Park, Runcorn
Cheshire WA7 1SY